

## TitanFit™ / Plastic Abutments

### INSTRUCTIONS FOR USE

(Titanium-Plastic Abutments for Adin Dental Implants;  
Touareg™, Touareg-S™, Touareg-OS™, Touareg  
CloseFit™, Swell™)

#### Disclaimer of liability:

These prosthetic components are part of an overall concept and may only be used in conjunction with the associated original product according to the instructions and recommendations of Adin Dental Implant Systems. Use of products made by third parties in conjunction with Adin Dental Implant Systems prosthetic components will avoid any warranty or other obligation, expressed or implied, of Adin Dental Implant Systems. Users of Adin Dental Implant Systems prosthetic components have the duty to determine whether or not any product is suitable for the particular patient and circumstances. Adin Dental Implant Systems disclaims any liabilities, expressed or implied, and shall have no responsibility for any direct, indirect, punitive or other damages, arising out of or in connection with any errors in professional judgment or practice in the use of Adin Dental Implant Systems products. The clinician is also obliged to study the latest developments with regards to the Adin Dental Implant Systems products and their applications regularly. In cases of doubt, the clinician must contact Adin Dental Implant Systems. Since the processing and surgical application of this product is under the control of the clinician, it is his / her's responsibility. Adin Dental Implant Systems assumes no liability whatsoever for damage arising thereof.

#### Description:

TitanFit™ / Plastic UCLA abutments are suitable for fabrication of a customized abutment for both screw and cement-retained restorations, using regular wax-up and cast-to techniques for single and multiple tooth restorations. TitanFit™ / Plastic UCLA abutments are made out of Titanium Grade 5 with a micro and macro geometry creating a very strong bond to cast Precious metals or Semi-Precious metal alloys. The titanium alloy can withstand light bead blasting for removal of investment residue. This abutment assembly consists of a titanium abutment, an abutment screw and a plastic modeling aid. The UCLA TitanFit™ / Plastic abutment is packaged together with an abutment screw to allow the clinician to have the components required for clinical use.

#### Warning:

Do not use any solutions to remove investment material after casting. These solutions can attack the gold alloy can damage the abutment.

#### Indications:

TitanFit™ Engaging are intended for single tooth screw-retained and cementretained crowns as well as for multiple unit cement-retained implant bridges. TitanFit™ Engaging Conical Connection 3.0 are intended to be used together with Touareg CloseFit™ NP 3.0 implant to replace a single

lateral incisor in the maxilla or central or lateral incisor in the mandible. The screw-retained solution may be used when the screw access hole is located through the occlusal surface or through the gingulum. TitanFit™ Non-Engaging are intended for screw-retained multiple teeth prostheses. This screw retained solution is mainly indicated when the screw access hole are located through the occlusal Surface or through the gingulum as well as for limited inter occlusal space. Indicated for implants with less than 40° overall divergences to allow path of insertion.

#### Contraindications:

It is contraindicated to use TitanFit™ Engaging Conical Connection 3.0 in other positions then for lateral incisors in the maxilla or central and/ or lateral incisors in the mandible. TitanFit™ Engaging Conical Connection 3.0 should not be used for multiple unit restorations.

#### Sterility:

TitanFit™ Abutments are co-packed with abutment screw are delivered non-sterile. Steam sterilize the abutments and the prosthetic kit (if applicable), for 5 min at 135°C/274° F. Note: Use of non-sterile abutments may lead to infection of tissues or infectious diseases.

#### Step by Step Instructions:

Directions for CEMENTED restorations on custom abutments fabricated using Adin TitanFit™ abutments.

1. Wax UCLA abutment in usual fashion.
2. After completion of waxing, all titanium mating surfaces must be cleaned with a wax solvent to remove any residual wax.
3. Set burnout temperature at maximum 760°C/1400°F.
4. Keep ring at burnout temperature for ONE HOUR MAXIMUM.
5. Do not overheat metal and rings as it will create porosity on the titanium bases.
6. Use type 2 Gold alloy.  
Do not use non-precious alloys.
7. Alternatively use a high noble or semiprecious crown and bridge alloy.
8. Cast in the same fashion as regular gold alloys.
9. For removal of investment residue use dry glass beads only and steam the casting (NO DEGASSING OR PICKLING WITH ANY SOLUTION).

#### Directions for SCREW retained direct porcelain crowns on TitanFit™ abutments:

1. Wax abutment in usual fashion.
2. After completion of waxing, all titanium mating surfaces must be cleaned with a wax solvent to remove any residual wax.
3. Set burnout temperature at maximum 760°C/1400°F.
4. Keep ring at burnout temperature for ONE HOUR MAXIMUM.
5. Do not overheat metal and rings as it will create porosity on the titanium bases.
6. Only use a high noble or semi-precious crown and bridge alloy. Do not use nonprecious alloys.
7. Cast in the same fashion as regular gold alloys.
8. For removal of investment residue use dry glass beads only and steam the casting (NO DEGASSING or PICKLING WITH ANY SOLUTION).
9. Apply low fusing or medium fusing ceramic to the abutment.
10. The final temperature of 748°C/1378°F should be kept for only one minute.

For additional information on restorative and dental laboratory procedures please consult

treatment guidelines available at:  
[www.adin-implants.com](http://www.adin-implants.com) or request latest printed version from an Adin Dental Implant Systems representative.

#### Materials:

Metal base and Retaining Screw are composed of Titanium alloy: 90% Titanium, 6% Aluminium, 4% Vanadium.  
Plastic: POM









#### Manufacturer:

Adin Dental Implant Systems Ltd.

**Caution: Federal (USA) law restricts the sale of this device to, or on the order of, a licensed physician or dentist.**

Note: Not all products may have been licensed in accordance with Canadian law.

#### Explanation of Pictograms:

 Batch number	 Manufacturer
 Catalogue number	 Attention
 Non-sterile product	 Do not re-use
 Product does not contain latex	 Do not re-sterilize

CE 0473 is the Notified Body number for Intertek

AMTAK Certification Services Limited  
Davy Avenue  
Knowlhill  
Milton Keynes  
MK5 8NL UK

ADIN DENTAL IMPLANT SYSTEMS LTD  
Industrial Zone Alon Tavor, P.O.B 1128, Afula 1811101  
Israel

EC REP Adin Europe GmbH,  
Siemandsstraße 10, 78564 Wehingen  
Germany